





District Health Assessment for Multiple District 403 through November 2025

		Clubs							Membership							Member Strength		Cancellation		Reports			Finance	Leadership			
District Name	Status/ Number of Months in Status *	Active Clubs	Clubs in Status Quo	Total Clubs	% Status Quo Clubs in Financial Suspension	New Clubs	Cancelled Clubs	YTD Net Club Gain/Loss	Current Members In Active Clubs	Current Members In Status Quo Clubs	Current Total Members Count	YTD Add	YTD Drop	YTD NetGrowth (includes Active and Status Quo)	YTD NetGrowth% (includes Active and Status Quo)	Member Count 12 Months Ago	Average Member Count Per Club	% of Clubs with less than 20 members	Average Cancelled Club Age	Members Lost Due to Cancelled Clubs	% of Clubs Reporting Service	% No MMR in 3 Months	% No Officer Report in 12 months	% of Clubs with balance 90+ days	Number of Zone Chairs Recorded	Number of Region Chairs Recorded	District Officers Vacancies **
403 A1		81	10	91	100%	1	0	1	1836	153	1989	82	80	2	0.10%	1,830	23	40%	0	0	81%	62%	10%	24%	15	4	
403 A2		102	18	120	100%	0	0	0	2177	268	2445	139	123	16	0.66%	2,397	21	53%	0	0	100%	50%	3%	21%	22	7	
403 A3		71	8	79	88%	3	0	3	1804	152	1956	104	65	39	2.03%	1,924	25	30%	0	0	91%	65%	1%	18%	17	8	
403 A4		65	6	71	100%	0	2	-2	1657	108	1765	55	76	-21	-1.18%	1,776	25	31%	10	26	100%	61%	0%	15%	14	4	
403 B1	T(3)	68	18	86	89%	0	0	0	1105	239	1344	119	96	23	1.74%	1,513	16	70%	0	0	67%	59%	9%	41%	22	7	
		387	60	447	95%	4	2	2	8579	920	9499	499	440	59	0.63%	9,440	25	46%	10	26	88%	58%	5%	24%	90	30	




District Health Assessment for Multiple District 404 through November 2025

		Clubs							Membership							Member Strength		Cancellation		Reports			Finance	Leadership			
District Name	Status/ Number of Months in Status *	Active Clubs	Clubs in Status Quo	Total Clubs	% Status Quo Clubs in Financial Suspension	New Clubs	Cancelled Clubs	YTD Net Club Gain/Loss	Current Members In Active Clubs	Current Members In Status Quo Clubs	Current Total Members Count	YTD Add	YTD Drop	YTD NetGrowth (includes Active and Status Quo)	YTD NetGrowth% (includes Active and Status Quo)	Member Count 12 Months Ago	Average Member Count Per Club	% of Clubs with less than 20 members	Average Cancelled Club Age	Members Lost Due to Cancelled Clubs	% of Clubs Reporting Service	% No MMR in 3 Months	% No Officer Report in 12 months	% of Clubs with balance 90+ days	Number of Zone Chairs Recorded	Number of Region Chairs Recorded	District Officers Vacancies **
404 A2	T(2)	66	8	74	100%	3	0	3	1582	85	1667	181	73	108	6.93%	1,726	24	50%	0	0	76%	51%	7%	46%	25	11	
404 A3		52	6	58	100%	1	1	0	1293	68	1361	107	56	51	3.89%	1,309	25	45%	5	33	81%	53%	9%	31%	16	8	
404 A4		64	6	70	100%	2	0	2	1229	84	1313	86	43	43	3.39%	1,326	19	54%	0	0	57%	64%	6%	59%	19	10	
404 B2		105	0	105	0%	4	0	4	2519	0	2519	208	69	139	5.84%	2,133	24	33%	0	0	69%	58%	8%	56%	23	12	
404 B3		76	1	77	100%	2	0	2	1863	17	1880	141	44	97	5.44%	1,626	25	31%	0	0	90%	61%	10%	47%	18	8	
404 B4		72	0	72	0%	5	0	5	1751	0	1751	217	47	170	10.75%	1,491	24	36%	0	0	71%	51%	7%	49%	30	12	
		435	21	456	100%	17	1	16	10237	254	10491	940	332	608	6.15%	9,611	24	41%	5	33	73%	57%	8%	49%	131	61	




District Health Assessment for Multiple District 410 through November 2025

 Status/ District Name Number of Months in Status *		Clubs							Membership							Member Strength		Cancellation		Reports			Finance	Leadership			
		Active Clubs	Clubs in Status Quo	Total Clubs	% Status Quo Clubs in Financial Suspension	New Clubs	Cancelled Clubs	YTD Net Club Gain/ Loss	Current Members In Active Clubs	Current Members In Status Quo Clubs	Current Total Members Count	YTD Add	YTD Drop	YTD NetGrowth (includes Active and Status Quo)	YTD NetGrowth% (includes Active and Status Quo)	Member Count 12 Months Ago	Average Member Count Per Club	% of Clubs with less than 20 members	Average Cancelled Club Age	Members Lost Due to Cancelled Clubs	% of Clubs Reporting Service	% No MMR in 3 Months	% No Officer Report in 12 months	% of Clubs with balance 90+ days	Number of Zone Chairs Recorded	Number of Region Chairs Recorded	District Officers Vacancies **
410 E	T(24)	60	0	60	0%	0	0	0	899	0	899	83	44	39	4.53%	844	15	75%	0	0	92%	57%	2%	20%	11	0	
410 W	T(24)	54	2	56	100%	1	0	1	909	22	931	100	32	68	7.88%	862	17	71%	0	0	100%	43%	0%	11%	11	0	
		114	2	116	100%	1	0	1	1808	22	1830	183	76	107	6.21%	1,706	16	73%	0	0	96%	50%	1%	16%	22	0	




District Health Assessment for Multiple District 411 through November 2025

		Clubs							Membership							Member Strength		Cancellation		Reports			Finance	Leadership			
District Name	Status/ Number of Months in Status *	Active Clubs	Clubs in Status Quo	Total Clubs	% Status Quo Clubs in Financial Suspension	New Clubs	Cancelled Clubs	YTD Net Club Gain/Loss	Current Members In Active Clubs	Current Members In Status Quo Clubs	Current Total Members Count	YTD Add	YTD Drop	YTD NetGrowth (includes Active and Status Quo)	YTD NetGrowth% (includes Active and Status Quo)	Member Count 12 Months Ago	Average Member Count Per Club	% of Clubs with less than 20 members	Average Cancelled Club Age	Members Lost Due to Cancelled Clubs	% of Clubs Reporting Service	% No MMR in 3 Months	% No Officer Report in 12 months	% of Clubs with balance 90+ days	Number of Zone Chairs Recorded	Number of Region Chairs Recorded	District Officers Vacancies **
411 A		51	17	68	100%	2	0	2	1445	362	1807	161	65	96	5.61%	1,625	28	32%	0	0	60%	57%	6%	37%	15	9	
411 B		56	7	63	100%	3	1	2	2391	256	2647	419	20	399	17.75%	2,047	43	21%	5	3	94%	22%	0%	33%	17	5	
411 C	P	17	2	19	100%	1	1	0	517	38	555	111	34	77	16.11%	478	30	21%	2	20	84%	42%	0%	32%	6	2	
		124	26	150	100%	6	2	4	4353	656	5009	691	119	572	12.89%	4,150	40	26%	4	23	77%	41%	3%	35%	38	16	




District Health Assessment for Multiple District 412 through November 2025

 Status/ District Name Number of Months in Status *		Clubs							Membership							Member Strength		Cancellation		Reports			Finance	Leadership			
		Active Clubs	Clubs in Status Quo	Total Clubs	% Status Quo Clubs in Financial Suspension	New Clubs	Cancelled Clubs	YTD Net Club Gain/ Loss	Current Members In Active Clubs	Current Members In Status Quo Clubs	Current Total Members Count	YTD Add	YTD Drop	YTD NetGrowth (includes Active and Status Quo)	YTD NetGrowth% (includes Active and Status Quo)	Member Count 12 Months Ago	Average Member Count Per Club	% of Clubs with less than 20 members	Average Cancelled Club Age	Members Lost Due to Cancelled Clubs	% of Clubs Reporting Service	% No MMR in 3 Months	% No Officer Report in 12 months	% of Clubs with balance 90+ days	Number of Zone Chairs Recorded	Number of Region Chairs Recorded	District Officers Vacancies **
412 A	T(24)	54	1	55	100%	2	0	2	854	9	863	115	55	60	7.47%	866	16	62%	0	0	65%	56%	7%	13%	13	3	
412 B	T(24)	23	6	29	100%	2	0	2	563	80	643	109	47	62	10.67%	576	24	48%	0	0	38%	45%	24%	31%	8	1	
		77	7	84	100%	4	0	4	1417	89	1506	224	102	122	8.82%	1,442	20	57%	0	0	56%	52%	13%	19%	21	4	




District Health Assessment for District 352 through November 2025

		Clubs							Membership							Member Strength		Cancellation		Reports			Finance	Leadership			
District Name	Status/ Number of Months in Status *	Active Clubs	Clubs in Status Quo	Total Clubs	% Status Quo Clubs in Financial Suspension	New Clubs	Cancelled Clubs	YTD Net Club Gain/ Loss	Current Members In Active Clubs	Current Members In Status Quo Clubs	Current Total Members Count	YTD Add	YTD Drop	YTD NetGrowth (includes Active and Status Quo)	YTD NetGrowth% (includes Active and Status Quo)	Member Count 12 Months Ago	Average Member Count Per Club	% of Clubs with less than 20 members	Average Cancelled Club Age	Members Lost Due to Cancelled Clubs	% of Clubs Reporting Service	% No MMR in 3 Months	% No Officer Report in 12 months	% of Clubs with balance 90+ days	Number of Zone Chairs Recorded	Number of Region Chairs Recorded	District Officers Vacancies **
352	T(24)	53	1	54	100%	1	0	1	1003	10	1013	106	46	60	6.30%	974	19	52%	0	0	39%	46%	7%	11%	12	2	
		53	1	54	100%	1	0	1	1003	10	1013	106	46	60	6.30%	974	19	52%	0	0	39%	46%	7%	11%	12	2	




District Health Assessment for District 409 through November 2025

		Clubs							Membership							Member Strength		Cancellation		Reports			Finance	Leadership			
District Name	Status/ Number of Months in Status *	Active Clubs	Clubs in Status Quo	Total Clubs	% Status Quo Clubs in Financial Suspension	New Clubs	Cancelled Clubs	YTD Net Club Gain/Loss	Current Members In Active Clubs	Current Members In Status Quo Clubs	Current Total Members Count	YTD Add	YTD Drop	YTD NetGrowth (includes Active and Status Quo)	YTD NetGrowth% (includes Active and Status Quo)	Member Count 12 Months Ago	Average Member Count Per Club	% of Clubs with less than 20 members	Average Cancelled Club Age	Members Lost Due to Cancelled Clubs	% of Clubs Reporting Service	% No MMR in 3 Months	% No Officer Report in 12 months	% of Clubs with balance 90+ days	Number of Zone Chairs Recorded	Number of Region Chairs Recorded	District Officers Vacancies **
409	T(24)	24	4	28	100%	0	0	0	498	82	580	60	13	47	8.82%	568	21	57%	0	0	43%	64%	14%	36%	5	0	
		24	4	28	100%	0	0	0	498	82	580	60	13	47	8.82%	568	24	57%	0	0	43%	64%	14%	36%	5	0	




District Health Assessment for District 413 through November 2025

 Status/ District Name		Clubs							Membership							Member Strength		Cancellation		Reports			Finance	Leadership			
		Active Clubs	Clubs in Status Quo	Total Clubs	% Status Quo Clubs in Financial Suspension	New Clubs	Cancelled Clubs	YTD Net Club Gain/ Loss	Current Members In Active Clubs	Current Members In Status Quo Clubs	Current Total Members Count	YTD Add	YTD Drop	YTD NetGrowth (includes Active and Status Quo)	YTD NetGrowth% (includes Active and Status Quo)	Member Count 12 Months Ago	Average Member Count Per Club	% of Clubs with less than 20 members	Average Cancelled Club Age	Members Lost Due to Cancelled Clubs	% of Clubs Reporting Service	% No MMR in 3 Months	% No Officer Report in 12 months	% of Clubs with balance 90+ days	Number of Zone Chairs Recorded	Number of Region Chairs Recorded	District Officers Vacancies **
413		43	5	48	100%	0	0	0	1262	89	1351	62	30	32	2.43%	1,430	29	33%	0	0	63%	48%	2%	40%	11	5	
		43	5	48	100%	0	0	0	1262	89	1351	62	30	32	2.43%	1,430	31	33%	0	0	63%	48%	2%	40%	11	5	




District Health Assessment for District 414 through November 2025

		Clubs							Membership							Member Strength		Cancellation		Reports			Finance	Leadership			
District Name	Status/ Number of Months in Status *	Active Clubs	Clubs in Status Quo	Total Clubs	% Status Quo in Financial Suspension	New Clubs	Cancelled Clubs	YTD Net Club Gain/Loss	Current Members In Active Clubs	Current Members In Status Quo Clubs	Current Total Members Count	YTD Add	YTD Drop	YTD NetGrowth (includes Active and Status Quo)	YTD NetGrowth% (includes Active and Status Quo)	Member Count 12 Months Ago	Average Member Count Per Club	% of Clubs with less than 20 members	Average Cancelled Club Age	Members Lost Due to Cancelled Clubs	% of Clubs Reporting Service	% No MMR in 3 Months	% No Officer Report in 12 months	% of Clubs with balance 90+ days	Number of Zone Chairs Recorded	Number of Region Chairs Recorded	District Officers Vacancies **
414	P	34	5	39	100%	0	3	-3	751	71	822	99	112	-13	-1.56%	852	22	56%	16	20	54%	44%	5%	31%	8	3	
		34	5	39	100%	0	3	-3	751	71	822	99	112	-13	-1.56%	852	24	56%	16	20	54%	44%	5%	31%	8	3	




District Health Assessment for District 415 through November 2025

		Clubs							Membership							Member Strength		Cancellation		Reports			Finance	Leadership			
District Name	Status/ Number of Months in Status *	Active Clubs	Clubs in Status Quo	Total Clubs	% Status Quo in Financial Suspension	New Clubs	Cancelled Clubs	YTD Net Club Gain/Loss	Current Members In Clubs	Current Members In Status Quo Clubs	Current Total Members Count	YTD Add	YTD Drop	YTD NetGrowth (includes Active and Status Quo)	YTD NetGrowth% (includes Active and Status Quo)	Member Count 12 Months Ago	Average Member Count Per Club	% of Clubs with less than 20 members	Average Cancelled Club Age	Members Lost Due to Cancelled Clubs	% of Clubs Reporting Service	% No MMR in 3 Months	% No Officer Report in 12 months	% of Clubs with balance 90+ days	Number of Zone Chairs Recorded	Number of Region Chairs Recorded	District Officers Vacancies **
415	P	18	9	27	100%	0	0	0	310	113	423	29	29	0	0.00%	401	17	70%	0	0	30%	44%	11%	44%	0	0	
		18	9	27	100%	0	0	0	310	113	423	29	29	0	0.00%	401	24	70%	0	0	30%	44%	11%	44%	0	0	




District Health Assessment for District 416 through November 2025

		Clubs							Membership							Member Strength		Cancellation		Reports			Finance	Leadership			
District Name	Status/ Number of Months in Status *	Active Clubs	Clubs in Status Quo	Total Clubs	% Status Quo Clubs in Financial Suspension	New Clubs	Cancelled Clubs	YTD Net Club Gain/ Loss	Current Members In Active Clubs	Current Members In Status Quo Clubs	Current Total Members Count	YTD Add	YTD Drop	YTD NetGrowth (includes Active and Status Quo)	YTD NetGrowth% (includes Active and Status Quo)	Member Count 12 Months Ago	Average Member Count Per Club	% of Clubs with less than 20 members	Average Cancelled Club Age	Members Lost Due to Cancelled Clubs	% of Clubs Reporting Service	% No MMR in 3 Months	% No Officer Report in 12 months	% of Clubs with balance 90+ days	Number of Zone Chairs Recorded	Number of Region Chairs Recorded	District Officers Vacancies **
416		64	0	64	0%	0	0	0	1558	0	1558	384	398	-14	-0.89%	1,519	24	42%	0	0	30%	42%	5%	2%	10	2	
		64	0	64	0%	0	0	0	1558	0	1558	384	398	-14	-0.89%	1,519	24	42%	0	0	30%	42%	5%	2%	10	2	




District Health Assessment for District 417 through November 2025

		Clubs							Membership							Member Strength		Cancellation		Reports			Finance	Leadership			
District Name	Status/ Number of Months in Status *	Active Clubs	Clubs in Status Quo	Total Clubs	% Status Quo Clubs in Financial Suspension	New Clubs	Cancelled Clubs	YTD Net Club Gain/ Loss	Current Members In Active Clubs	Current Members In Status Quo Clubs	Current Total Members Count	YTD Add	YTD Drop	YTD NetGrowth (includes Active and Status Quo)	YTD NetGrowth% (includes Active and Status Quo)	Member Count 12 Months Ago	Average Member Count Per Club	% of Clubs with less than 20 members	Average Cancelled Club Age	Members Lost Due to Cancelled Clubs	% of Clubs Reporting Service	% No MMR in 3 Months	% No Officer Report in 12 months	% of Clubs with balance 90+ days	Number of Zone Chairs Recorded	Number of Region Chairs Recorded	District Officers Vacancies **
417		83	1	84	100%	1	0	1	1752	13	1765	117	68	49	2.86%	1,668	21	52%	0	0	95%	40%	0%	13%	16	5	
		83	1	84	100%	1	0	1	1752	13	1765	117	68	49	2.86%	1,668	21	52%	0	0	95%	40%	0%	13%	16	5	




District Health Assessment for District 418 through November 2025

<div></div> <div>Status/ District Name</div> <div>Number of Months in Status *</div>		Clubs							Membership							Member Strength		Cancellation		Reports			Finance	Leadership			
		Active Clubs	Clubs in Status Quo	Total Clubs	% Status Quo Clubs in Financial Suspension	New Clubs	Cancelled Clubs	YTD Net Club Gain/ Loss	Current Members In Active Clubs	Current Members In Status Quo Clubs	Current Total Members Count	YTD Add	YTD Drop	YTD NetGrowth (includes Active and Status Quo)	YTD NetGrowth% (includes Active and Status Quo)	Member Count 12 Months Ago	Average Member Count Per Club	% of Clubs with less than 20 members	Average Cancelled Club Age	Members Lost Due to Cancelled Clubs	% of Clubs Reporting Service	% No MMR in 3 Months	% No Officer Report in 12 months	% of Clubs with balance 90+ days	Number of Zone Chairs Recorded	Number of Region Chairs Recorded	District Officers Vacancies **
418		54	0	54	0%	0	0	0	1412	0	1412	65	60	5	0.36%	1,334	26	35%	0	0	93%	43%	0%	15%	10	0	
		54	0	54	0%	0	0	0	1412	0	1412	65	60	5	0.36%	1,334	26	35%	0	0	93%	43%	0%	15%	10	0	



District Health Assessment for Ident 5947 - SOMALIA - UND through November 2025

 Status/ District Name		Clubs							Membership							Member Strength		Cancellation		Reports			Finance	Leadership			
		Active Clubs	Clubs in Status Quo	Total Clubs	% Status Quo Clubs in Financial Suspension	New Clubs	Cancelled Clubs	YTD Net Club Gain/Loss	Current Members In Active Clubs	Current Members In Status Quo Clubs	Current Total Members Count	YTD Add	YTD Drop	YTD NetGrowth (includes Active and Status Quo)	YTD NetGrowth% (includes Active and Status Quo)	Member Count 12 Months Ago	Average Member Count Per Club	% of Clubs with less than 20 members	Average Cancelled Club Age	Members Lost Due to Cancelled Clubs	% of Clubs Reporting Service	% No MMR in 3 Months	% No Officer Report in 12 months	% of Clubs with balance 90+ days	Number of Zone Chairs Recorded	Number of Region Chairs Recorded	District Officers Vacancies **
Ident 5947 - SOMALIA		3	1	4	100%	1	0	1	54	20	74	21	0	21	39.62%	54	18	50%	0	0	0%	75%	25%	50%	0	0	
		3	1	4	100%	1	0	1	54	20	74	21	0	21	39.62%	54	25	50%	0	0	0%	75%	25%	50%	0	0	

* - District Status: P - Provisional, T - Transitional.
** - District Officers Vacancies: DG - District Governor, 1st VDG - First Vice District Governor, 2nd VDG - Second Vice District Governor.